

THE

DUOMAX twin

BIFACIAL DUAL GLASS 72-CELL MODULE

72 CELL
MONOCRYSTALLINE MODULE

345-365W
POWER OUTPUT RANGE

18.4%
MAXIMUM EFFICIENCY

0~+5W
POSITIVE POWER TOLERANCE

As a leading global manufacturer of next generation photovoltaic products, we believe close cooperation with our partners is critical to success. With local presence around the globe, Trina is able to provide exceptional service to each customer in each market and supplement our innovative, reliable products with the backing of Trina as a strong, bankable partner. We are committed to building strategic, mutually beneficial collaboration with installers, developers, distributors and other partners as the backbone of our shared success in driving Smart Energy Together.

Comprehensive Products And System Certificates

IEC61215/IEC61730/UL1703/IEC61701/IEC62716

ISO 9001: Quality Management System


ISO 14001: Environmental Management System

ISO 14064: Greenhouse gases Emissions Verification

OHSAS 18001: Occupation Health and Safety Management System



Trinasolar



High power output

- Increased total power output through generation from front and back side
- Backside power gain up to 25% depending on albedo
- Unique J-box design and installation method to avoid shading on the back side



Low LCOE

- Maximize limited space, savings in BOS and labour cost
- Higher power from same installation footprint as standard modules



Wide application

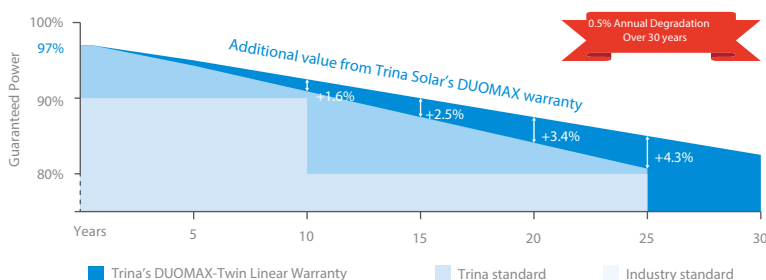
- Deployable for ground mounted utility, greenhouse and agricultural projects
- Special application like sound barriers on expressways
- Compatible with major tracker systems



Environmental conditions and Enhanced Safety

- Resistant to sand, acid, alkaline
- Fire class A certified by TUV Rheinland according to fire test IEC 61730-2/MST 23
- Certified for fire type13 (UL 1703)

Trina Solar's DUOMAX-Twin Linear Performance Warranty



PRODUCTS

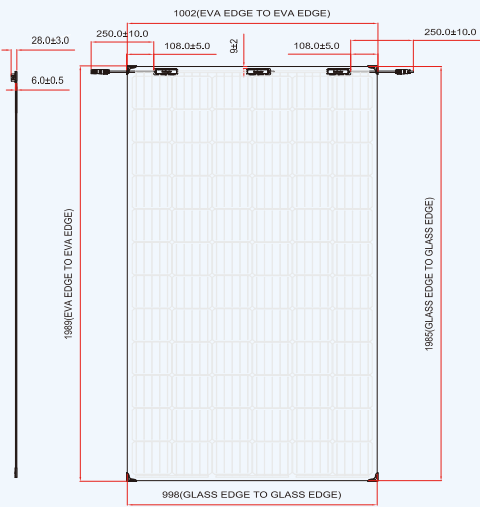
TSM-DEG14C.07(II)

INSTALLATION METHODS

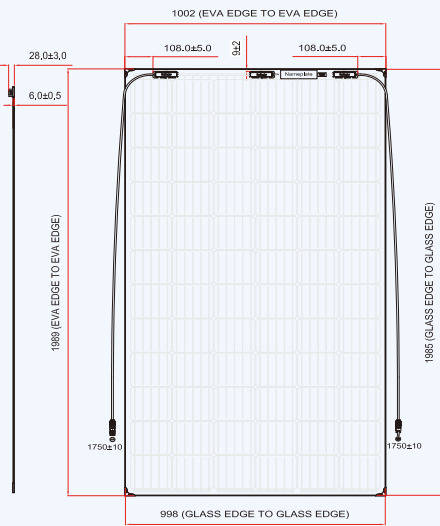
CLAMP

POWER RANGE

345-365W

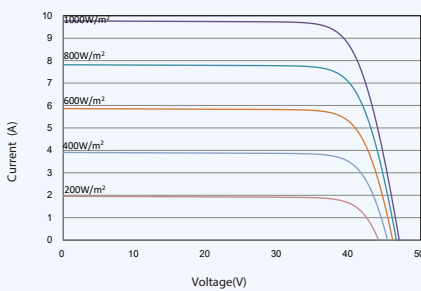


Backview(portrait)

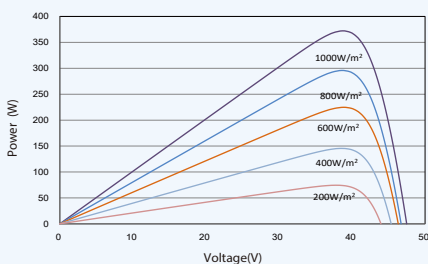


Backview(landscape)

I-V CURVES OF PV MODULE(355W)



P-V CURVES OF PV MODULE(355W)



ELECTRICAL DATA (STC)

Peak Power Watts-P _{MAX} (Wp)*	345	350	355	360	365
Power Output Tolerance-P _{MAX} (W)	0 ~ +5				
Maximum Power Voltage-V _{MPP} (V)	39.0	39.2	39.4	39.6	39.8
Maximum Power Current-I _{MPP} (A)	8.85	8.93	9.01	9.09	9.17
Open Circuit Voltage-V _{OC} (V)	47.4	47.6	47.8	48.0	48.2
Short Circuit Current-I _{SC} (A)	9.47	9.54	9.61	9.68	9.75
Module Efficiency η_m (%)	17.4	17.7	17.9	18.2	18.4

STC: Irradiance 1000W/m², Cell Temperature 25°C, Air Mass AM1.5.
*Measurement tolerance: ±3%.

BI-FACIAL OUTPUT - Backside Power Gain

10%	Power Output(W)	380	385	391	396	402
	Module Efficiency(%)	19.1	19.5	19.7	20.0	20.2
15%	Power Output(W)	397	403	408	414	420
	Module Efficiency(%)	20.0	20.3	20.6	20.9	21.2
25%	Power Output(W)	431	438	444	450	456
	Module Efficiency(%)	21.8	22.1	22.4	22.7	23.0

ELECTRICAL DATA (NOCT)

Maximum Power-P _{MAX} (Wp)	255	259	263	267	270
Maximum Power Voltage-V _{MPP} (V)	36.1	36.3	36.5	36.7	36.9
Maximum Power Current-I _{MPP} (A)	7.07	7.14	7.20	7.27	7.33
Open Circuit Voltage-V _{OC} (V)	44.8	45.0	45.2	45.4	45.5
Short Circuit Current-I _{SC} (A)	7.65	7.70	7.76	7.82	7.87

NOCT: Irradiance at 800W/m², Ambient Temperature 20°C, Wind Speed 1m/s.

MECHANICAL DATA

Solar Cells	Monocrystalline 156.75 × 156.75 mm (6 inches)
Cell Orientation	72 cells (6 × 12)
Module Dimensions	1985 × 998 × 6 mm , 1989 × 1002 × 6 mm with edge banding 1991 × 1004 × 7.6 mm with corner protector(Std)*
Weight	28.5 kg (62.8 lb)
Front Glass	2.5 mm (0.10 inches), High Transmission, AR Coated Heat Strengthened Glass
EVA	Transparent
Back Glass	2.5 mm (0.10 inches), High Transmission, low iron ,Heat Strengthened Glass
Frame	Frameless
J-Box	IP 67 or IP 68 rated , 3 Bypass diodes
Cables	Photovoltaic Technology Cable 4.0 mm² (0.006 inches²) Portrait: 250/250 mm, Landscape: 1750/1750 mm
Connector	UTX/MC4 EVO2 (1500V)

* Not applicable for slide-in solution project.

TEMPERATURE RATINGS

NOCT (Nominal Operating Cell Temperature)	44°C (±2°C)
Temperature Coefficient of P _{MAX}	- 0.39%/°C
Temperature Coefficient of V _{OC}	- 0.29%/°C
Temperature Coefficient of I _{SC}	0.05%/°C

MAXIMUM RATINGS

Operational Temperature	-40~+85°C
Maximum System Voltage	1500V DC (IEC) 1000V DC (UL)
Max Series Fuse Rating	20A

(DO NOT connect Fuse in Combiner Box with two or more strings in parallel connection)

WARRANTY

- 10 year Product Workmanship Warranty
- 30 year Linear Power Warranty

(Please refer to product warranty for details)

MORE OPTIONS

- Installation Methods
- ☐ Add frame

PACKAGING CONFIGURATION

- Modules per box: 30 pieces
- Modules per 40' container: 660 pieces