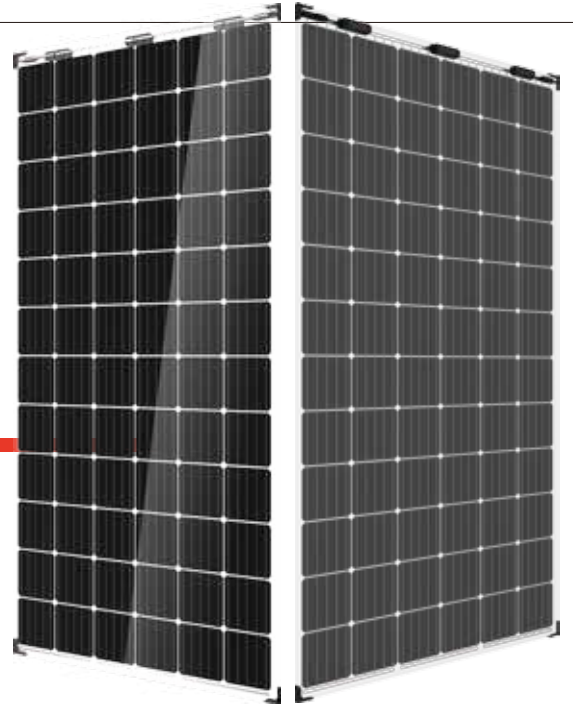


THE DUOMAX^{twin}

BIFACIAL DUAL GLASS 72-CELL MODULE



72 CELL
MONOCRYSTALLINE MODULE

345-365W
POWER OUTPUT RANGE

18.4%
MAXIMUM EFFICIENCY

0~+5W
POSITIVE POWER TOLERANCE

As a leading global manufacturer of next generation photovoltaic products, we believe close cooperation with our partners is critical to success. With local presence around the globe, Trina is able to provide exceptional service to each customer in each market and supplement our innovative, reliable products with the backing of Trina as a strong, bankable partner. We are committed to building strategic, mutually beneficial collaboration with installers, developers, distributors and other partners as the backbone of our shared success in driving Smart Energy Together.

Comprehensive Products And System Certificates

IEC61215/IEC61730/UL1703/IEC61701/IEC62716
ISO 9001: Quality Management System
ISO 14001: Environmental Management System
ISO14064: Greenhouse gases Emissions Verification
OHSAS 18001: Occupation Health and Safety Management System



High power output

- Increased total power output through generation from front and back side
- Backside power gain up to 25% depending on albedo
- Unique junction box design and installation method to avoid shading on the backside



Low LCOE

- Maximize limited space, savings in BOS and labour cost
- Higher power from same installation footprint as standard modules



Wide application

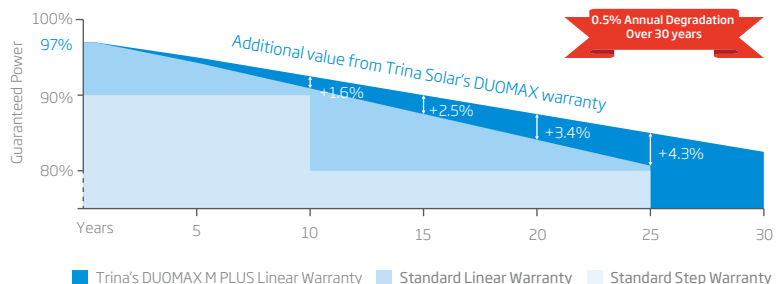
- Deployable for ground mounted utility, greenhouse and agricultural projects
- Special application like sound barriers on expressways
- Compatible with major tracker systems



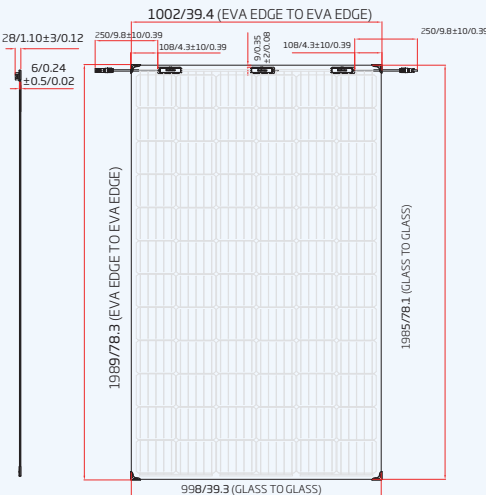
Environmental conditions

- Resistant to sand, acid, and alkalis

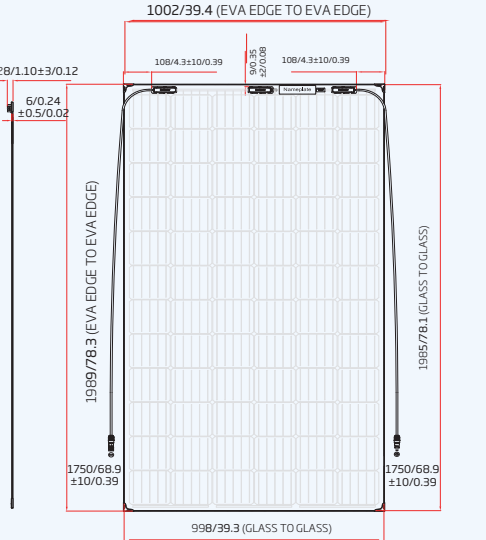
Trina Solar's DUOMAX-Twin Linear Performance Warranty



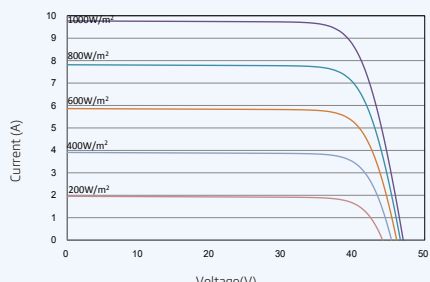
PRODUCTS	INSTALLATION METHODS	POWER RANGE
TSM-DEG14C.07(II)	CLAMP	345-365W



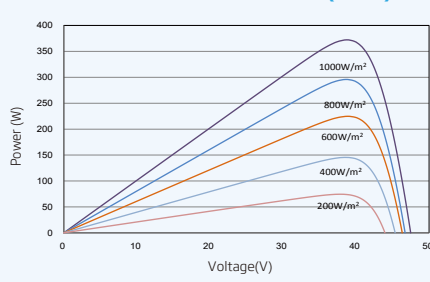
Backview (portrait)



I-V CURVES OF PV MODULE(355W)



P-V CURVES OF PV MODULE(355W)



ELECTRICAL DATA (STC)

Peak Power Watts- P_{MAX} (Wp)*	345	350	355	360	365
Power Output Tolerance- P_{MAX} (W)	0 ~ +5				
Maximum Power Voltage- V_{MPP} (V)	39.0	39.2	39.4	39.6	39.8
Maximum Power Current- I_{MPP} (A)	8.85	8.93	9.01	9.09	9.17
Open Circuit Voltage- V_{OC} (V)	47.4	47.6	47.8	48.0	48.2
Short Circuit Current- I_{SC} (A)	9.47	9.54	9.61	9.68	9.75
Module Efficiency η (%)	17.4	17.7	17.9	18.2	18.4

STC: Irradiance 1000W/m², Cell Temperature 25°C, Air Mass AM1.5.
*Measurement tolerance: ±3%.

BI-FACIAL OUTPUT - Backside Power Gain

10%	Power Output(W)	380	385	391	396	402
	Module Efficiency(%)	19.1	19.5	19.7	20.0	20.2
15%	Power Output(W)	397	403	408	414	420
	Module Efficiency(%)	20.0	20.3	20.6	20.9	21.2
25%	Power Output(W)	431	438	444	450	456
	Module Efficiency(%)	21.8	22.1	22.4	22.7	23.0

ELECTRICAL DATA (NOCT)

Maximum Power- P_{MAX} (Wp)	255	259	263	267	270
Maximum Power Voltage- V_{MPP} (V)	36.1	36.3	36.5	36.7	36.9
Maximum Power Current- I_{MPP} (A)	7.07	7.14	7.20	7.27	7.33
Open Circuit Voltage- V_{OC} (V)	44.8	45.0	45.2	45.4	45.5
Short Circuit Current- I_{SC} (A)	7.65	7.70	7.76	7.82	7.87

NOCT: Irradiance at 800W/m², Ambient Temperature 20°C, Wind Speed 1m/s.

MECHANICAL DATA

Solar Cells	Monocrystalline 156.75 × 156.75 mm (6 inches)
Cell Orientation	72 cells (6 × 12)
Module Dimensions	1985 × 998 × 28 mm (78.1×39.3×1.1inches), 1989× 1002 × 28 mm (78.1×39.3×1.1inches) with edge banding 1991 × 1004 × 25 mm (78.1×39.3×1.1inches)with corner protector
Weight	28.5 kg (62.8 lb)
Front Glass	2.5 mm (0.10 inches), High Transmission, AR Coated Heat Strengthened Glass
EVA	Transparent
Back Glass	2.5 mm (0.10 inches), High Transmission, low iron, Heat Strengthened Glass
Frame	Frameless IP 67 or IP 68 rated
J-Box	Photovoltaic Technology Cable 4.0 mm ² (0.006 inches ²)
Cables	Portrait: 250/250 mm Landscape: 1750/1750 mm (68.9/68.9 inches)
Connector	UTX/MC4 EVO2

TEMPERATURE RATINGS

NOCT (Nominal Operating Cell Temperature)	44°C (±2°C)
Temperature Coefficient of P_{MAX}	-0.39%/°C
Temperature Coefficient of V_{OC}	-0.29%/°C
Temperature Coefficient of I_{SC}	0.05%/°C

MAXIMUM RATINGS

Operational	-40~+85°C
Temperature Maximum	1500V DC (IEC)
System Voltage	1000V DC (UL)
Max Series Fuse Rating	20A

(DO NOT connect Fuse in Combiner Box with two or more strings in parallel connection)

WARRANTY

10 year Product Workmanship Warranty 30 year Linear Power Warranty
(Please refer to product warranty for details)

PACKAGING CONFIGURATION

Modules per box: 30 pieces
Modules per 40' container: 660 pieces

MORE OPTIONS

Installation Methods	<input type="checkbox"/> Add frame
----------------------	------------------------------------